Practice Pages

Practice1: Is it defended?

In each of these positions, the Black Knight is attacked.
Under the position, circle "yes" if it is defended, or "no" if it is undefended.
BONUS: *Circle the defending piece.*



Yes Is the Knight defended? **No**

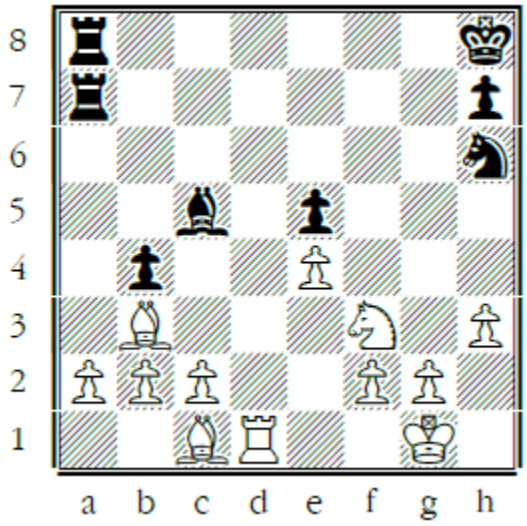

Yes Is the Knight defended? **No**

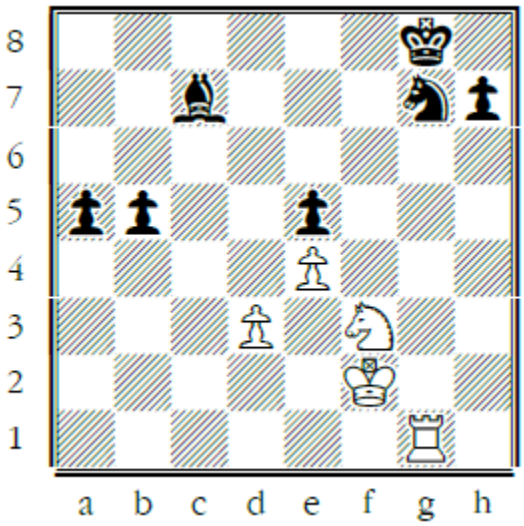

Yes Is the Knight defended? **No**

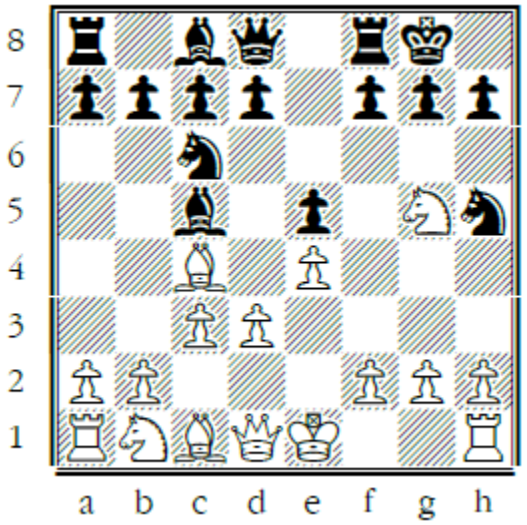

Yes Is the Knight defended? **No**

Practice 3: Who's hanging?

In each position, Black has a hanging (undefended) piece. *Find and circle it.*
BONUS: *Draw a line to show which White piece can capture the "hanging" piece*.



Which Black piece is hanging?

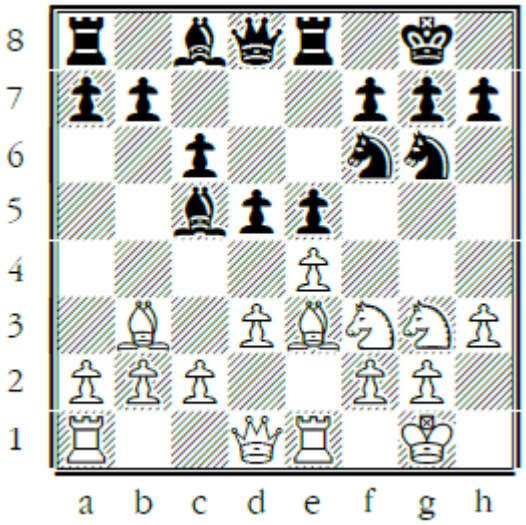

Which Black piece is hanging?

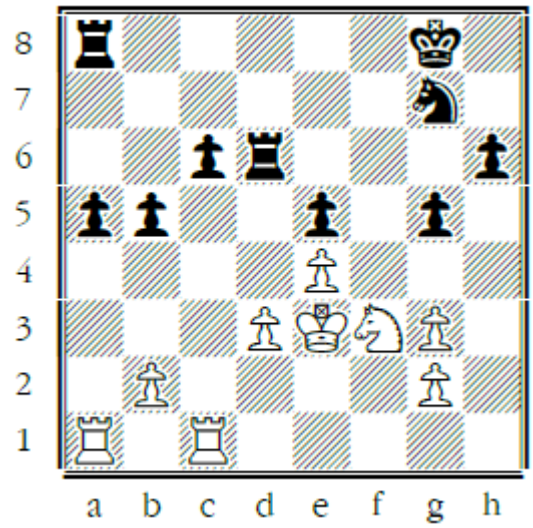

Which Black piece is hanging?

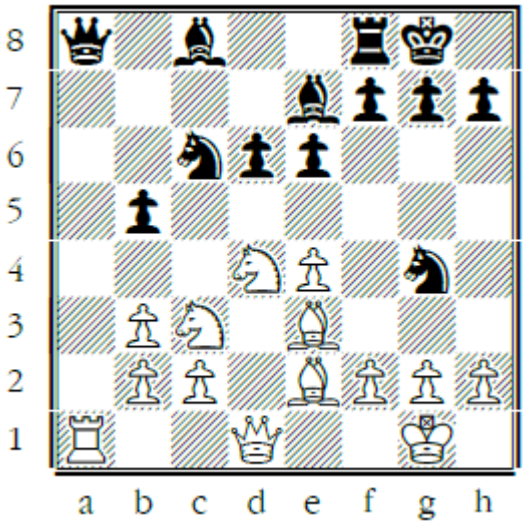

Which Black piece is hanging?

Answer Key

Practice Page 1: Is It Defended?

Diagram #1	Yes. Black Bishop on g7 should be circled.
Diagram #2	Yes. Black King on g8 should be circled.
Diagram #3	No.
Diagram #4	No.

Practice Page 3: Who's Hanging?

Diagram #1	Black Rook on a8 is hanging. Arrow drawn from White Bishop on g2 to a8.
Diagram #2	Black Pawn on e5 is hanging. Arrow drawn from White Knight on f3 to e5.
Diagram #3	Black Bishop on c5 is hanging. Arrow drawn from White Bishop on e3 to c5.
Diagram #4	Black Queen on a8 is hanging. Arrow drawn from White Rook on a1 to a8.